DEL MEDICAL

FMT18T

FLOOR-MOUNTED SYSTEM
with Synchronized Tracking



System Overview

Clinical Efficiency

The FMT18 System was designed with features proven to optimize workflow, patient care and technologist productivity. This floor-mounted configuration is ideal for imaging environments requiring high-volume throughputs , such as hospital radiology departments and medical imaging centers.

Its tube stand features a sophisticated LCD touchscreen console, which supports enhanced capabilities to offer a more genuine patient experience. By integrating with a DELWORKS DR System and compatible generator, technologists are given the ability to adjust generator technique factors without leaving the patient's side.

The system embraces operational efficiency through its touchscreen console, ergonomically designed user controls, tracking to the image receptor, and an industry-leading patient weight capacity of up to 800 lbs. The FMT18T System was developed through innovation to produce the highest quality diagnostic images with ease. Built in the USA, it is prepared to deliver many years of continuous use and exceptional user-satis-faction.

System Includes

- Floor Mounted Tube Stand with Vertical Tracking and Automatic Collimator (Manual optional)
- EV800 Four-Way Elevating Float Top Table
- VS300 Wall Stand
- High Frequency Generator
- DELWORKS DR System

Key Highlights

- Technologist-Friendly LCD Touchscreen
- Vertical and SID Tracking to Table or Wall Stand
- Electromagnetic Braking
- Premium Table and Wall Stand
- Integrated Workflow
- Fixed and Wireless DR Detector Options
- Dose Management Configurations

DEL MEDICAL

System Features

Intuitive Control and Flexible Positioning

The FMT18T floor-mounted tube stand highlights an advanced, 10.4" technologist-friendly touchscreen console that provides seamless operation of your radiographic system by displaying tube angulation, SID values, and customizable generator controls. This tube stand only requires a minimum ceiling height of 92", making it a perfect solution for low ceiling installations. Peaceful and effortless movements are controlled by an electromagnetic braking system enabling fast and secure readjustments of the tube head. Its extensive vertical and longitudinal travel range permits easy and complete head-to-toe radiographic procedures, including upright weight-bearing and recumbent tabletop exams.

Easy to Use

A conveniently placed all-lock release sensor is located just above the bottom section of the tube head handle. This sensor enables rapid manual positioning by allowing the user to grab the bottom handle to unlock the system and make swift adjustments.

Auto-Collimation

Accelerates patient positioning and reduces radiation exposure by automatically selecting the proper field-of-view for each body part. This feature is available through the DelWorks DR acquisition software's pre-programmed APR settings.

Powerful Integration

The FMT18T System is powered by a compact and robust CM Series generator, available in 32, 40, 50, 65 and 80 kW models. The generator is fully integrated with the DelWorks DR Workstation, creating a streamlined workflow and enhancing dose efficiency.

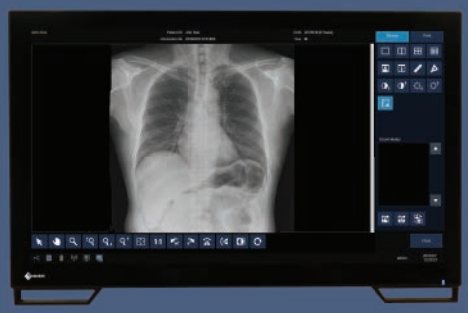

23" Touchscreen Monitor

Vertical and SID Tracking

Synchronized motorized movement of the tube stand's vertical axis maintains precise centering between the X-ray tube and image receptor. Available functions include vertical tracking to the wall stand and SID tracking to the elevating table. The result is quick, accurate alignment without the extra time and effort needed to make additional manual adjustments.

SID track to table

Vertical track to wall stand

DEL MEDICAL
DEL MEDICAL
DEL MEDICAL

Designed for performance, built for longevity

Elevating Four-way Float Top Table

The durable EV800 elevating four-way float top table delivers outstanding safety and usability. Featuring an exclusive four-point lift system and exceptionally quiet motor-drive, its smooth, scratch resistant table top lowers to a height of just 22" to ensure stress-free patient transfers and adjustments. Offering a high patient weight capacity of up to 800 lbs (363 kg), stable continuous movement is possible through conveniently placed recessed foot treadles and table-side controls, suitable for increasing technologist performance and satisfaction.

Accessories and Upgrades



Table Side Handgrips

These sturdy handgrips can be mounted along the entire length of both sides of the tabletop to enhance patient safety.

Lateral Cassette Holder

This adjustable holder can be mounted along both sides of the tabletop allowing for access to a variety of cross-table lateral views.



Compression Band

This compression device is used to safely secure patients to the tabletop.

Ergonomic Wall Stand

The reliable VS300 wall stand utilizes electromagnetic 'fail-safe' locks to maintain operator confidence throughout the imaging procedure. Full receptor movement to the floor, patient-side handgrips and optional overhead handgrips promote efficient upright exams without placing unnecessary strain on the patient.

Designed for convenience, the VS300 technologist handgrip permits relaxed vertical travel by angling with the operator's wrist as the image receptor is raised or lowered.

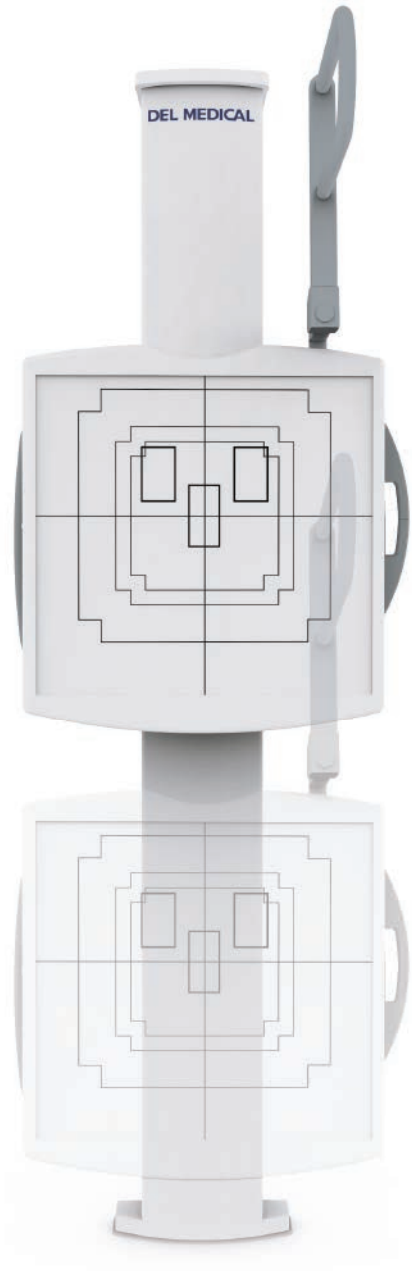

Rotating Tray * optional upgrade

The easy-to-use rotating tray enables manual rotation of the DR detector for use inside both table and wall stand. The stable one-handed operation supports fast portrait-to-landscape positioning without ever removing the detector from the tray. Fully extended steel slides activate locking mechanisms to assure detector protection when loading and unloading. Designed to accommodate a wide array of ISO 14" x 17" cassette-sized detectors.

DEL MEDICAL
DEL MEDICAL
90
72.0

DR Features

High Quality Images, Reduced Patient Dose

DELWORKS

DELWORKS is a powerful image acquisition and processing software featuring a user-friendly interface that provides sophisticated and speedy medical imaging. Designed with complex system automation, DELWORKS aims to simplify the examination process by making difficult decisions for you.

Its advanced anatomical programming and image processing algorithms help optimize technologist productivity. DELWORKS strives to minimize human error and unwanted repeat exams to give technologists the highest quality image at a lower dose, with every exposure.

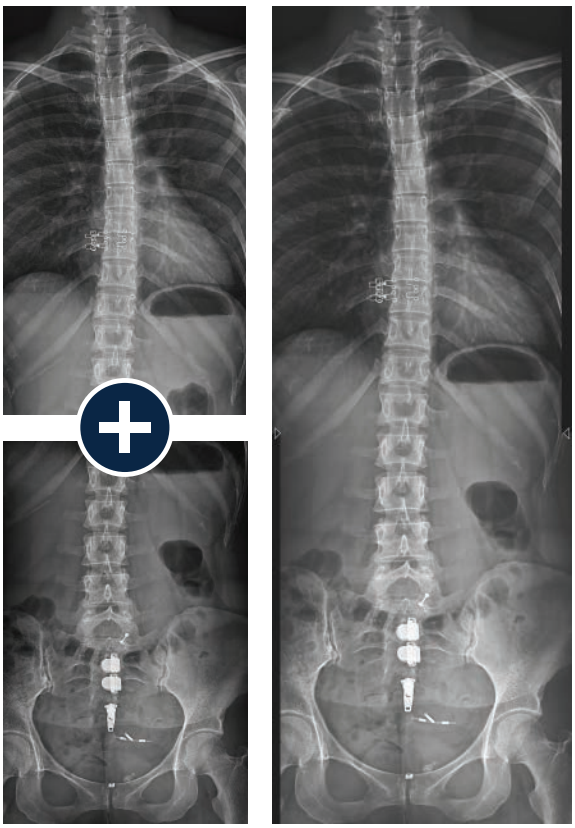

Image Stitching

The optional image stitching application requires no unnecessary preprogramming or additional equipment, making full-length spine studies effortless and accurate.

Software Features

- Pre-exposure display of patient and procedure information, X-ray generator exposure factors, status and control functions integrated into a single display screen
- Exam-specific image processing algorithms automatically optimize images based on selected patient anatomy
- Enhanced image processing parameters. APR specific default values and manual adjustment, if desired
- Image rotation in 90° steps, horizontal mirroring, automatic and manual image cropping to collimated area
- Easy verification and correction of image laterality and patient orientation
- Intuitively add orientation markers and text comments directly to acquired images (pre-defined or free text)
- Detailed histograms of pixel density
- User selection of modified LUT (Look-Up Table) based on various exam types
- Manual adjustment of the LUT, window and level
- Effectively manage rejected images

Premium Detectors Available in Single, Dual, or Multi-Detector Applications

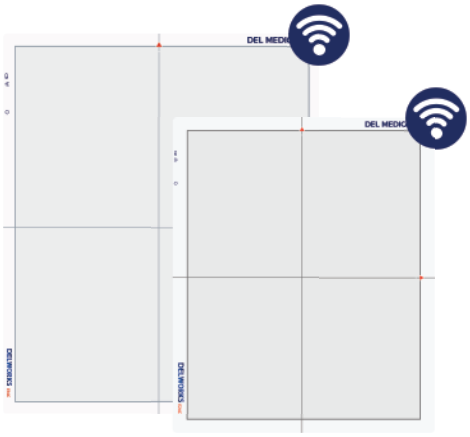

E14C Wireless Detector

The E14C is an ultra-light, portable 14″ x 17″ (35 cm x 43 cm) wireless detector with outstanding image quality, offering the compact versatility needed to optimize workflow. The E14C has an internal accelerometer that automatically senses motion and takes the detector in and out of ready mode, extending its battery life.

E24C Wireless Detector

The E24C is a compact 24 cm x 30 cm version of the E14C detector that is ideal for small anatomy and pediatric imaging.

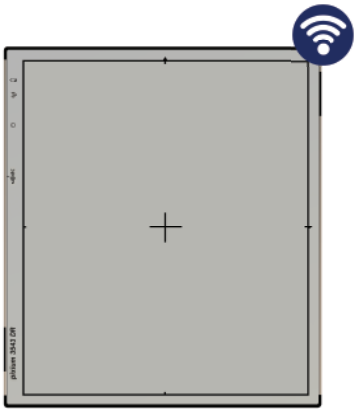

E14Ce Wireless Detector

The E14Ce is an economical and technology rich wireless 14″ x 17″ (35 cm x 43 cm) detector option with Cesium Iodide.

EasyConnect

DELWORKS wireless detectors feature EasyConnect — an Auto Exposure Detection (AED) technology that keeps the detector in a standby mode, awaiting exposure from any X-ray source. Once the exposure is detected it instantly captures the X-ray image and transmits it wirelessly to the system workstation.

E17C Fixed Detector

The E17C fixed, 17″ x 17″ (43 cm x 43cm), large format flat-panel detector is designed to minimize technologist interaction with upright exams in a dual or multi-detector configuration. It is easy to integrate into all types of X-ray systems and delivers both quality images and fast exams for increased productivity.

Technical Specifications

* All specifications subject to change without notice

FMT18T Tube Stand

Ceiling height:	Minimum 92" (234 cm)
Column height:	91.3" (240 cm)
Vertical travel:	64.5" (164 cm) total
Floor to focal spot (with standard platform mount):	Minimum 11" (28 cm), Maximum 75.5" (192 cm)
Longitudinal travel:	94" (239 cm)
Rail longitudinal length:	120" (305 cm)
Transverse travel:	11" (28 cm)
Tube, collimator, and cable support capacity:	88 lbs. (40 kg)
Weight (including floor track and components):	950 lbs. (431 kg)
Column rotation:	180° where installation permits
Tube rotation:	±180° detents for lateral decubitus projections
Base assembly to rear wall:	8" (20.5 cm)
Power requirements:	99-132/198-264 VAC 50/60 Hz

EV800 Radiographic Table

Patient load capacity:	800 lbs. (363 kg)
Table base length:	53" (135 cm)
Table base width:	25" (64 cm)
Total tabletop movement:	Longitudinal, 39.5" (100.3 cm) Transverse, 12.75" (32.3 cm)
Variable height:	22.25" (56.5 cm) to 34.25" (87 cm)
Total bucky travel:	15.5" (39.3 cm)
Tabletop length:	86.5" (220 cm)
Tabletop width:	36" (91 cm)
Weight:	563 lbs. (256 kg)
Power requirements:	120/230-240 VAC 50/60 Hz
Options:	78" (198 cm) tabletop length / 32" (81 cm) tabletop width / Lateral cassette holder / Table-side patient handgrips / Rotating cassette tray / Additional remote control

VS300 Wall Stand

Height:	83" (210.8 cm)
Depth:	13.4" (34 cm)
Receptor width:	24.6" (62.5 cm)
Receptor height:	26.5" (67.3 cm)
Weight (wallstand with regular bucky):	250 lbs. (91 kg)
Power requirements:	24 VDC, 1.25 max. momentary amps
Options:	Floor mount kit for freestanding version / Wall mount bracket extension kit / Rotating cassette tray

Exclusive Distributor
Spark-Med Health Solution
27/7 Topkhana Road, Segunbagicha ,
Dhaka-1000, info@sparkmedhs.com
01799623947.

www.delmedical.com

New York
28 Calvert Street
Harrison, NY 10528
(Tel) 800.261.9808
(Fax) 914.835.6111

Illinois
241 Covington Drive
Bloomingdale, IL 60108
(Tel) 800.800.6006
(Fax) 847.288.7011

DEL MEDICAL

#9000-FMT18T 02.19